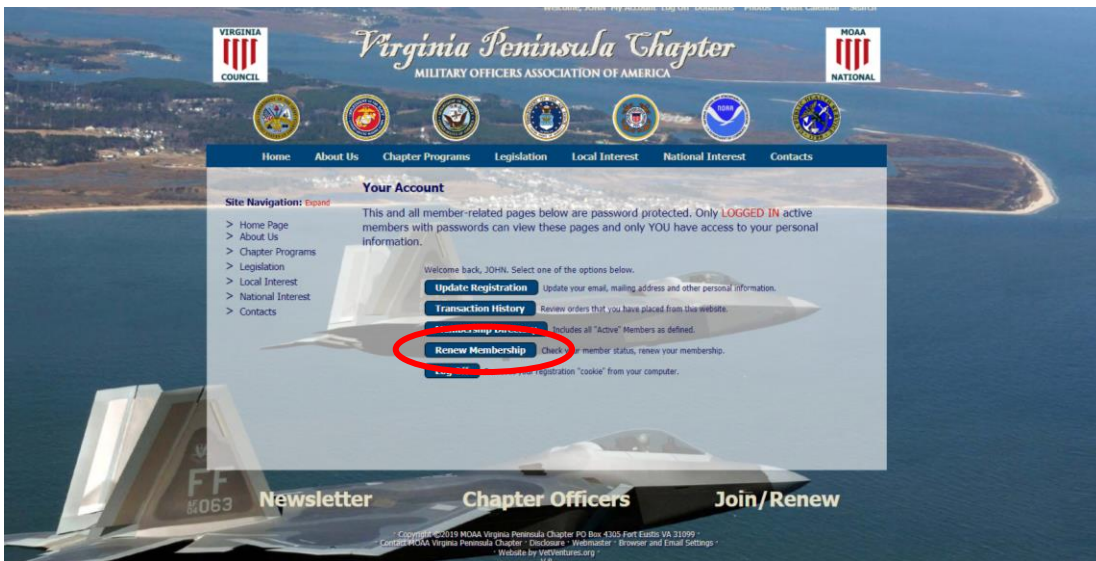


ONLINE MEMBERSHIP RENEWAL PROCESS

Screen 1 – After logging into your member account, go to About Us, Membership, Members Only.

This is the home screen for the member account. Click on RENEW MEMBERSHIP



Screen 2 – Show the current information on your membership. Click on **Renew your Membership Online**. Note one can apply for a MOAA membership on this page.



Continue...

ONLINE MEMBERSHIP RENEWAL PROCESS

Screen 3 – Select membership type and continue



Screen 4 - Provides details on the membership period and cost; select the method of payment which will be Personal Check

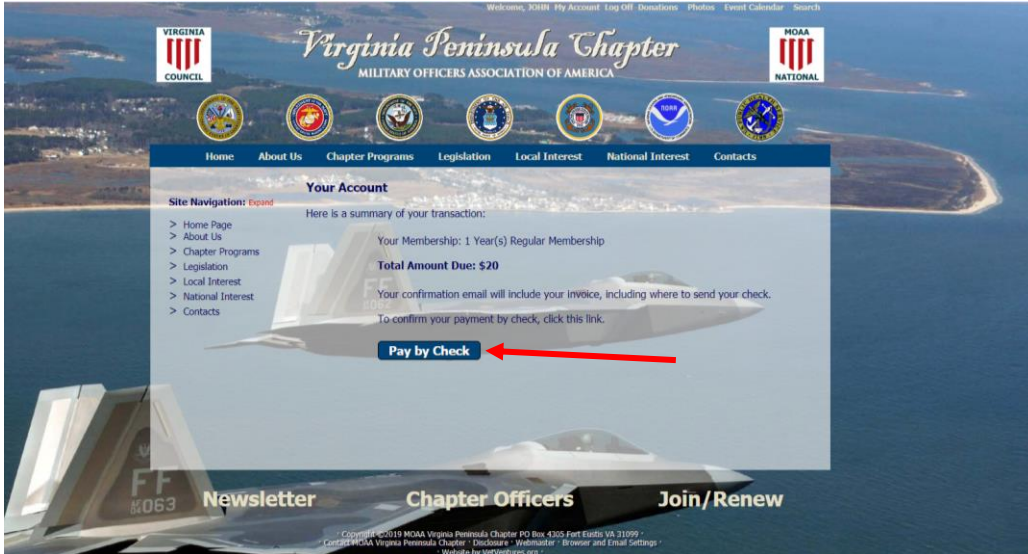


Continue...

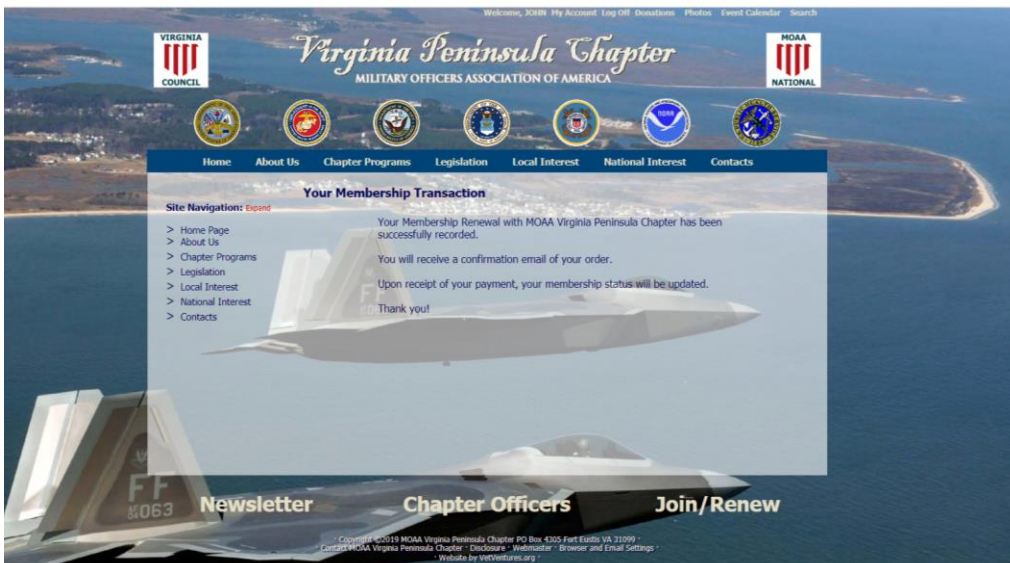
ONLINE MEMBERSHIP RENEWAL PROCESS

Screen 5 – Provides details on the transaction for 1 year regular membership.

Click on **Pay by Check**. Check is payable to VIPMOAA and sent to:
VIPMOAA, Membership, PO Box 4305, Ft Eustis, VA 23604-0305



Screen 6 – Final membership transaction



At the end of the process an email is sent to the member about his renewal